C2Ai
Instrumentation et régulation des fluides

Électrovanne en laiton 2/2 voies NC

REF. ER85 / ER86

- Taille de l'antenne 22 et 33 mm 2/2 voie NC
- Pilote à usage multiple
- ED 100%

Données techniques					
Matériaux du corps	Laiton				
Matériau de scellement	NBR – EPDM – EPDM KTW – FPM				
Fluide de travail	Eau, air, huile				
Raccordement électrique	Terminal rapide 6,3 x 0,8				
Classe d'insolation	H				
Type d'antenne	B4 (22mm)			B6 (33mm)	
Matériaux du tube	Laiton			Acier inoxydable	
Pression différentiel minimal	0,25 bar			0,30 bar	
220-230VAC 50-60Hz Norme : CE, VDE 100-120VAC 60Hz Norme : CE, UL	Puissance (VA)	11		Puissance (VA)	11
12-24 VDC Norme : CE	Puissance (W)	9		Puissance (W)	16
Température maximum	Fluides			Ambiant	
	NBR	EPDM	EPDM-KTW	FPM	80 °C
	90°C	130°C	130 °C	150°C	

Performance

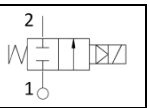

Pipes Dedans-Dehors	Orifice Ø mm	Écoulement m3/h	MOPD (bar) AC	MOPD (bar) DC	Code	Coil
G 1/4	10	1.86	10	10	8512	B4
G 3/8	12	1.86	10	10	8513	B4
G 3/8	12	2.10	10	10	8613	B6
G 1/2	12	2.10	10	10	8514	B4
G 1/2	12	2.10	10	10	8614	B6
G3/4	20	5.70	10	10	8615	B6
G 1	25	9.60	10	10	8616	B6
G1 ¼	32	22.00	10	10	8617	B6
G 1 ½	39	27.00	10	10	8618	B6
G 2	51	35.00	10	10	8619	B6
G 2 ½	65	63.00	10	10	8620	B6
G 3	75	83.00	10	10	8621	B6
3/8 NPT	12	1.86	10	10	8523	B4
3/8 NPT	12	2.10	10	10	8623	B6
1/2 NPT	12	2.10	10	10	8524	B4
1/2 NPT	12	2.10	10	10	8624	B6
3/4 NPT	20	5.70	10	10	8625	B6
1 NPT	25	9.60	10	10	8626	B6

Siège social Lyon / 9 rue de Catalogne - Parc des Pivolles - 69153 Décines Cedex / +33 (0)4 72 15 88 70 / contact@c2ai.com

Agence Île de France paris@c2ai.com
Agence Est mulhouse@c2ai.com
Agence Sud-Ouest sudouest@c2ai.com
Service Export export@c2ai.com

contact@c2ai.com
www.c2ai.com

Raccordement hydraulique

G 1/4	G 3/8 – 3/8 NPT	G 1/2 – 1/2 NPT	G 1/2 – 1/2 NPT
Series 8512 (bobine B4)	**Series 8513 – 8523 (bobine B4)**	**Series 8514 – 8524 (bobine B4)**	**Series 8614 – 8624 (bobine B6)**
G 3/4 – 3/4 NPT	**G 1 – 1 NPT**	**G 1 ¼**	**G 1 ½**
Series 8615 – 8625 (bobine B6)	**Series 8616 – 8626 (bobine B6)**	**Series 8617 (bobine B6)**	**Series 8618 (bobine B6)**
G 2	**G 2 ½**	**G 3**	
Series 8619 (bobine B6)	**Series 8620 (bobine B6)**	**Series 8621 (bobine B6)**	

Orientation de l'antenne de disponibilité

"A" (STANDARD)

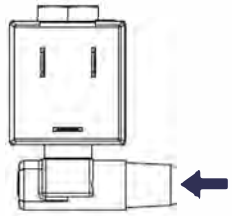

"B"

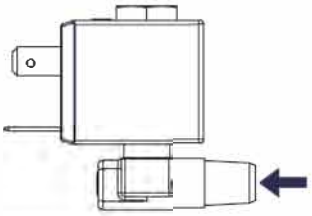

"C"

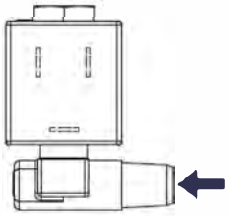

"D"

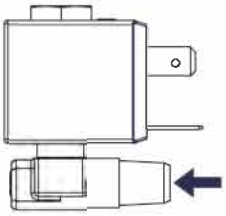

DIAGRAMME DE PERTE DE CHARGE ER85

DIAGRAMME DE PERTE DE PRESSION

D.N. 10 - 12

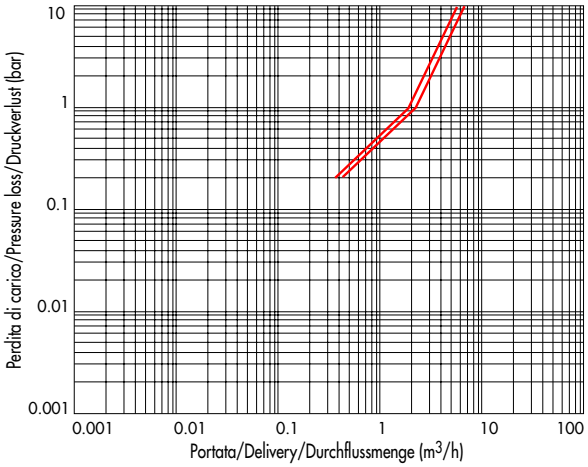

DIAGRAMME DE PERTE DE CHARGE ER86

DIAGRAMME DE PERTE DE PRESSION

D.N. 12 - 20 - 25 - 32 - 39 - 51 - 65 - 75

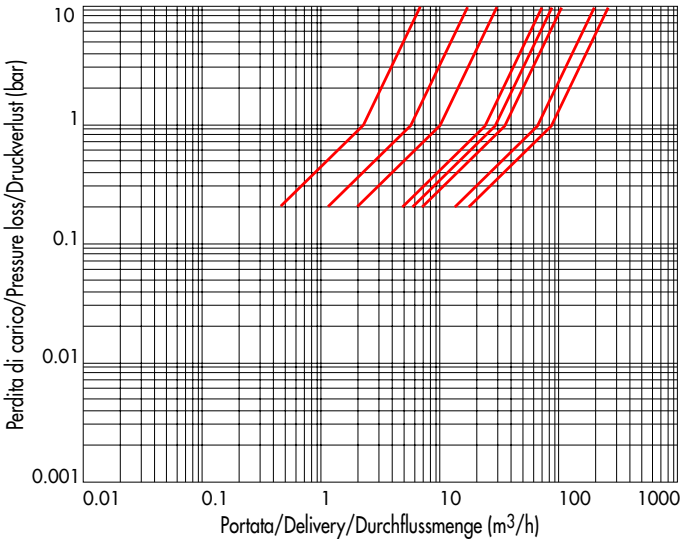

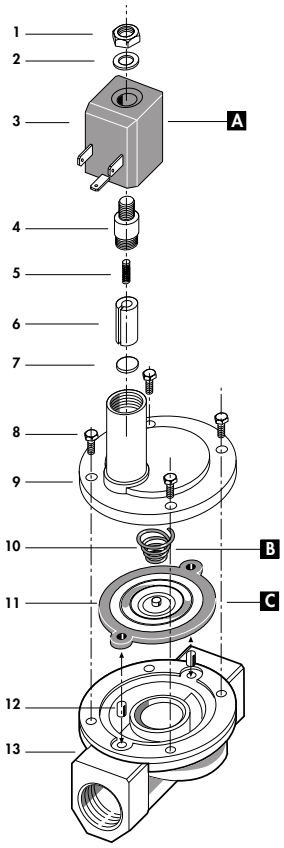

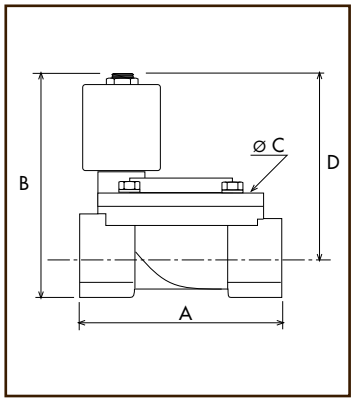

1	Écrou	Lock nut	Mutter
2	Rondelle	Washer	Beilagscheibe
3	Bobine	Coil	Magnetspule
4	Noyau fixe	Tube top	Kern
5	Ressort	Spring	Feder
6	Noyau mobile	Plunger	Plunger
7	Pilule	Seal	Dichtung
8	Vise	Screw	Schraube
9	Couvercle	Valve body top	Deckel
10	Ressort	Spring	Feder
11	Membrane	Diaphragm	Membrane
12	Boussole	Bush	Buchse
13	Corps	Valve body base	Grundkörper
	RICAMBI	SPARE PARTS	ERSATZTEILE
A	Bobine	Coil	Magnetspule
B	Ressort	Spring	Feder
C	Membrane	Diaphragm	Membrane

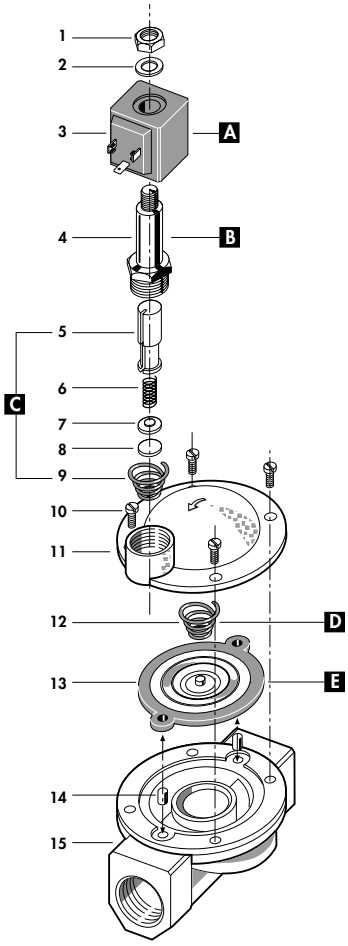

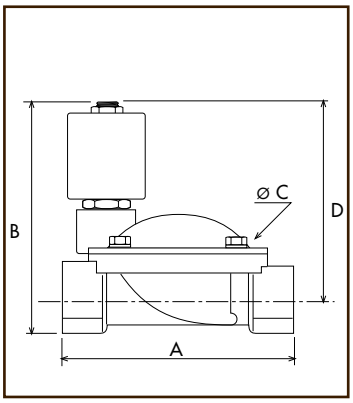

1	Écrou	Lock nut	Mutter
2	Rondelle	Washer	Beilagscheibe
3	Bobine	Coil	
4	Canon	Tube guide	Plungerrohr
5	Noyau mobile	Plunger	Plunger
6	Ressort	Spring	Feder
7	Plat	Support	Scheibe
8	Pilule	Seal	Dichtung
9	Ressort	Spring	Feder
10	Vise	Screw	Schraube
11	Couvercle	Valve body top	Deckel
12	Ressort	Spring	Feder
13	Membrane	Diaphragm	Membrane
14	Boussole	Bush	Buchse
15	Corps	Valve body base	Grundkörper
	RICAMBI	SPARE PARTS	ERSATZTEILE
A	Bobine	Coil	Magnetspule
B	Canon	Tube guide	Plungerrohr
C	Noyau mobile	Plunger	Plunger
D	Ressort	Spring	Feder
E	Membrane	Diaphgram	Membrane

CARACTÉRISTIQUES TECHNIQUES ER85

Tuyaux dedans – → dehors	Ø mm	*CODE*	KV m^3/h	M.O.P.D. bar AC	DC	*DIMENSIONS* mm A		C	D	Taille Kg
1/4"	10	8512	1.86	10	10	61	73	48	60	0.500
3/8"	10	8513	1.86	10	10	61	73	48	60	0.450
1/2"	12	8514	2.10	10	10	61	73	48	60	0.400
3/8" NPT	12	8523	1.86	10	10	61	73	48	60	0.450
1/2" NPT	12	8524	2.10	10	10	69	73	48	60	0.410

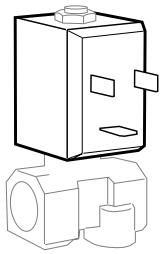

BOBINE TYPE **B4**

CARACTÉRISTIQUES TECHNIQUES ER86

Tuyaux dedans – –> dehors	Ø mm	*CODE*	KV m^3/h	M.O.P.D. bar AC	DC	*DIMENSIONS* mm A		C	D	Taille Kg
3/8"	10	8613	1.86	10	10	61	89	48	77	0.540
1/2"	12	8614	2.10	10	10	61	89	48	77	0.500
3/4"	20	8615	5.70	10	10	87	101	69	84	0.800
1"	25	8616	9.60	10	10	100	106	80	86	1.100
1" 1/4	32	8617	22.00	10	10	131	122	112	95	2.500
1" 1/2	39	8618	27.00	10	10	146	128	128	98	3.000
2"	51	8619	35.00	10	10	174	145	146	108	4.600
2" 1/2	65	8620	63.00	10	10	245	180	184	134	9.400
3"	75	8621	83.00	10	10	250	190	184	139	11.230
3/8" NPT	12	8623	2.10	10	10	61	89	48	77	0.540
1/2" NPT	12	8624	2.10	10	10	69	89	48	77	0.510
3/4" NPT	20	8625	5.70	10	10	87	101	69	84	0.800
1" NPT	25	8626	9.60	10	10	108	106	80	86	1.130

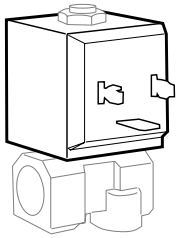

BOBINE TYPE **B6**

Document non contractuel - Nous nous réservons la possibilité de faire évoluer les caractéristiques de nos produits sans préavis

Siège social Lyon / 9 rue de Catalogne - Parc des Pivolles - 69153 Décines Cedex / +33 (0)4 72 15 88 70 / contact@c2ai.com

Agence Île de France paris@c2ai.com

Agence Est mulhouse@c2ai.com

Agence Sud-Ouest sudouest@c2ai.com

Service Export export@c2ai.com

contact@c2ai.com

www.c2ai.com