

Durchflusssensor Typ 212 mit Anzeige
Bedienungsanleitung

Flowsensor type 212 with display
Operating instructions

Débitmètre type 212 avec afficheur
Mode d'emploi



Montage

Speisung durch SELV- oder Klasse 2-Spannungsversorgung.

Qualifiziertes Personal

Geräte dieser Sensorserie dürfen nur von qualifiziertem Personal und ausschliesslich entsprechend der technischen Daten verwendet werden. Qualifiziertes Personal sind Personen, die mit der Aufstellung, Montage, Inbetriebnahme und Betrieb dieses Gerätes vertraut sind und die über eine ihrer Tätigkeit entsprechende Qualifikation verfügen.

Mounting

Supply from SELV or class 2 source.

Qualified staff

The devices may only be installed, connected, set-up and operated by qualified staff and in compliance with the technical specifications. Qualified staff is defined as persons, who are familiar with set-up, mounting, start-up and operation of this device and who possess a recognized degree or certificate of appropriate professional training.

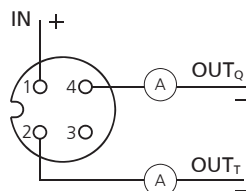
Montage

Alimentation uniquement par SELV ou issu d'une source de class 2.

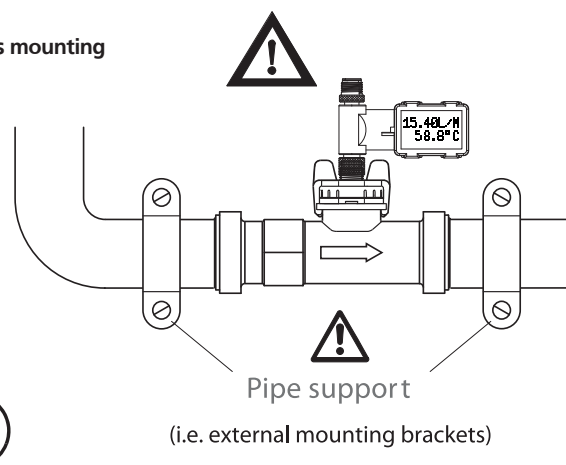
Personnel qualifié

Les appareils de cette série de transmetteurs ne doivent être utilisés que par du personnel qualifié et uniquement suivant les données techniques. Par personnel qualifié on entend les personnes qui connaissent bien l'installation, le montage, la mise en service et le fonctionnement de cet appareil, et qui disposent d'une qualification appropriée.

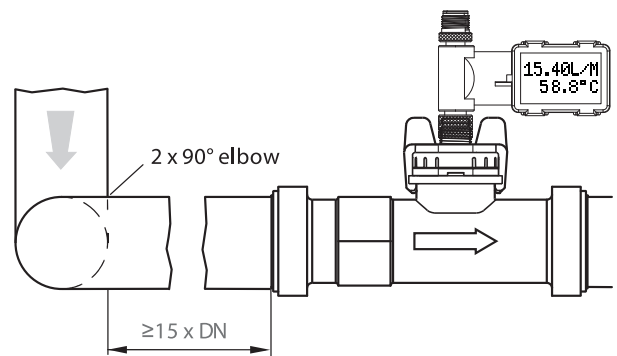
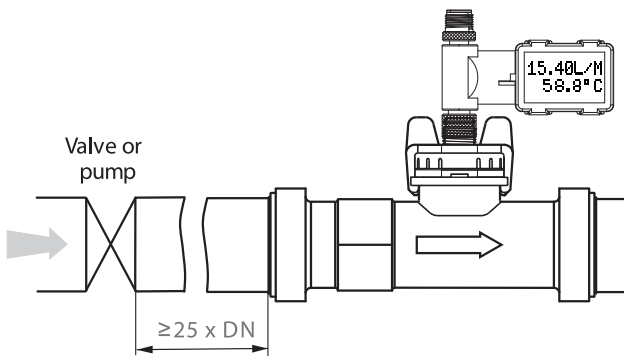
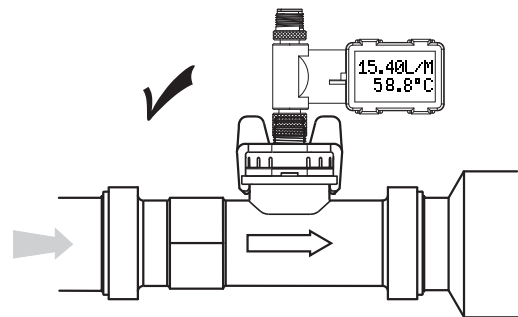
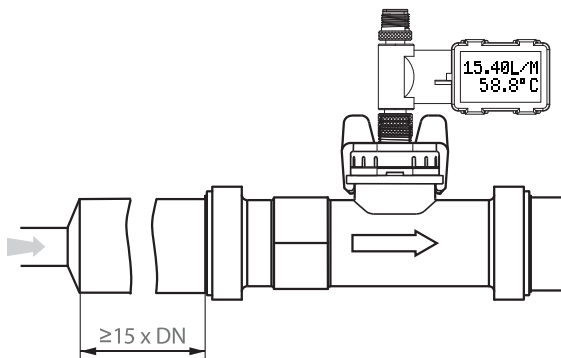
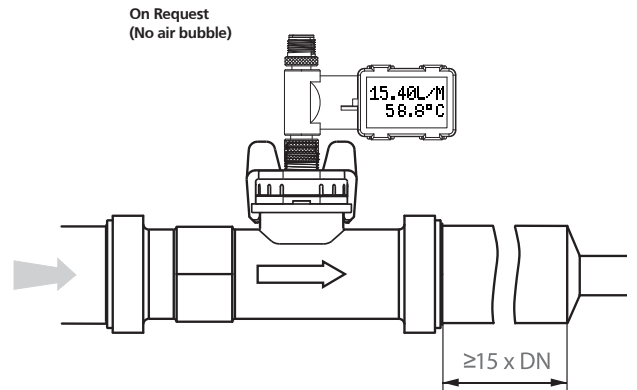
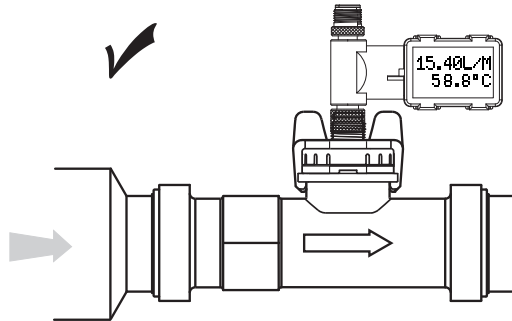
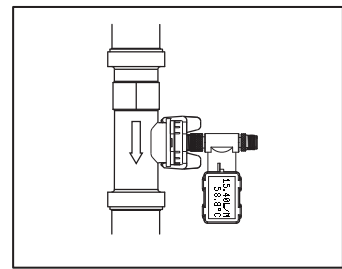
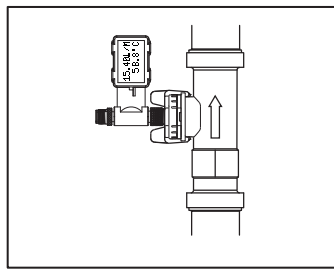
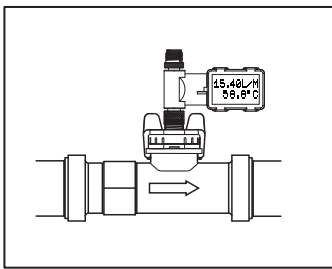
Elektrische Anschlüsse / Electrical Connection / Connexions électriques
Stecker / connector / connecteur M12x1



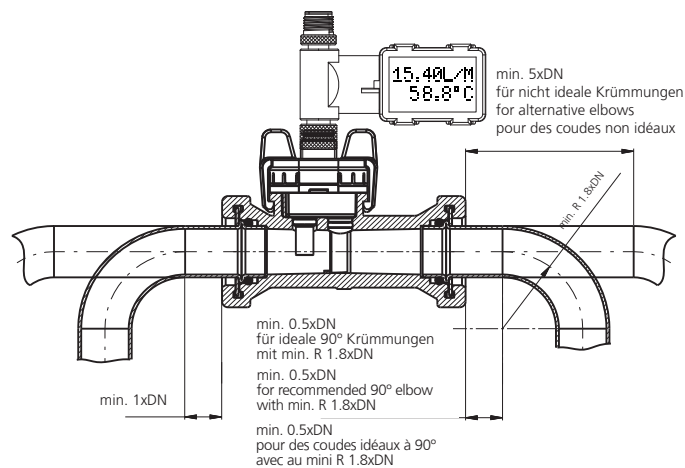
Stressless mounting



	DN6/8/10 G ½	DN6/8/10 G ¾	DN15 G ¾	DN15 G1	DN20 G1	DN20 G1 ¼	DN25 G1 ¼	DN25 G1 ½
M _{min} [Nm]	1	1	1	2	2	2.5	2.5	2.5
M _{max} [Nm]	12	12	12	12	12	15	15	15



according EN 61326-3



Non-contractual document - We reserve the right to modify the characteristics of our products without prior notice.

Siège social Lyon / 9 rue de Catalogne - Parc des Pivoles - 69153 Décines Cedex / +33 (0)4 72 15 88 70 / contact@c2ai.com

Agence Île de France
paris@c2ai.com

Agence Est
mulhouse@c2ai.com

Agence Sud-Ouest
sudouest@c2ai.com

Service Export
export@c2ai.com



contact@c2ai.com

www.c2ai.com